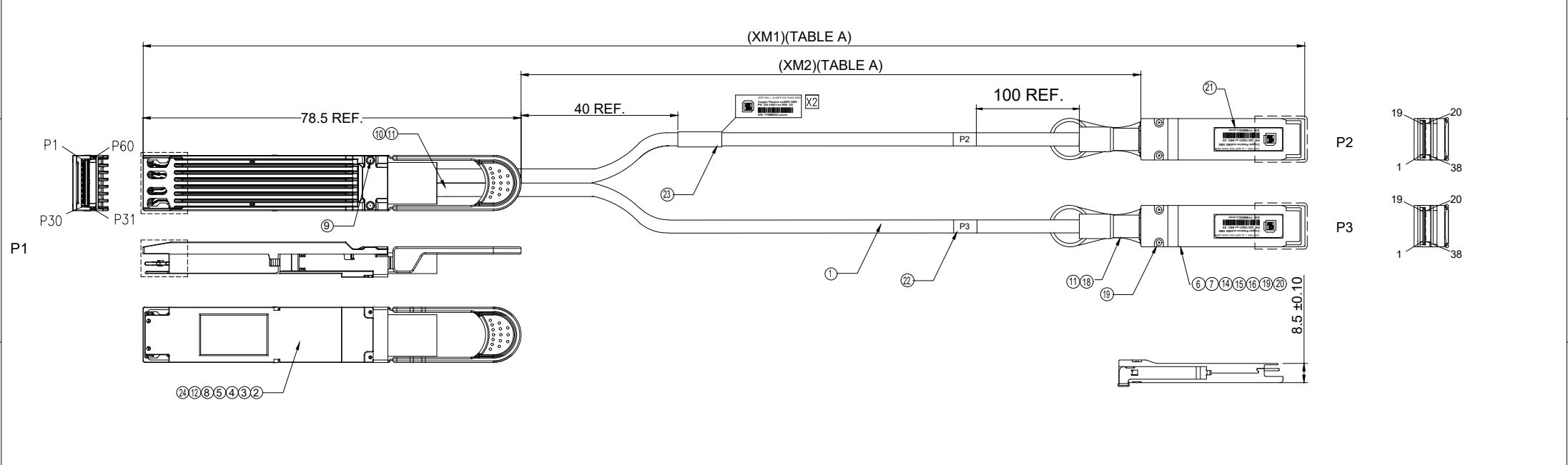


REV.	ECN. NO.	DESCRIPTION	ENG	DATE
X1		INITIAL	ZAKK	4/12/2023
X2		FIXED A TYPO IN THE TITLE	ZAKK	4/13/2023



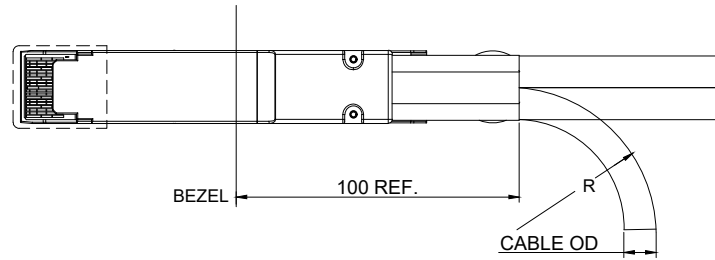
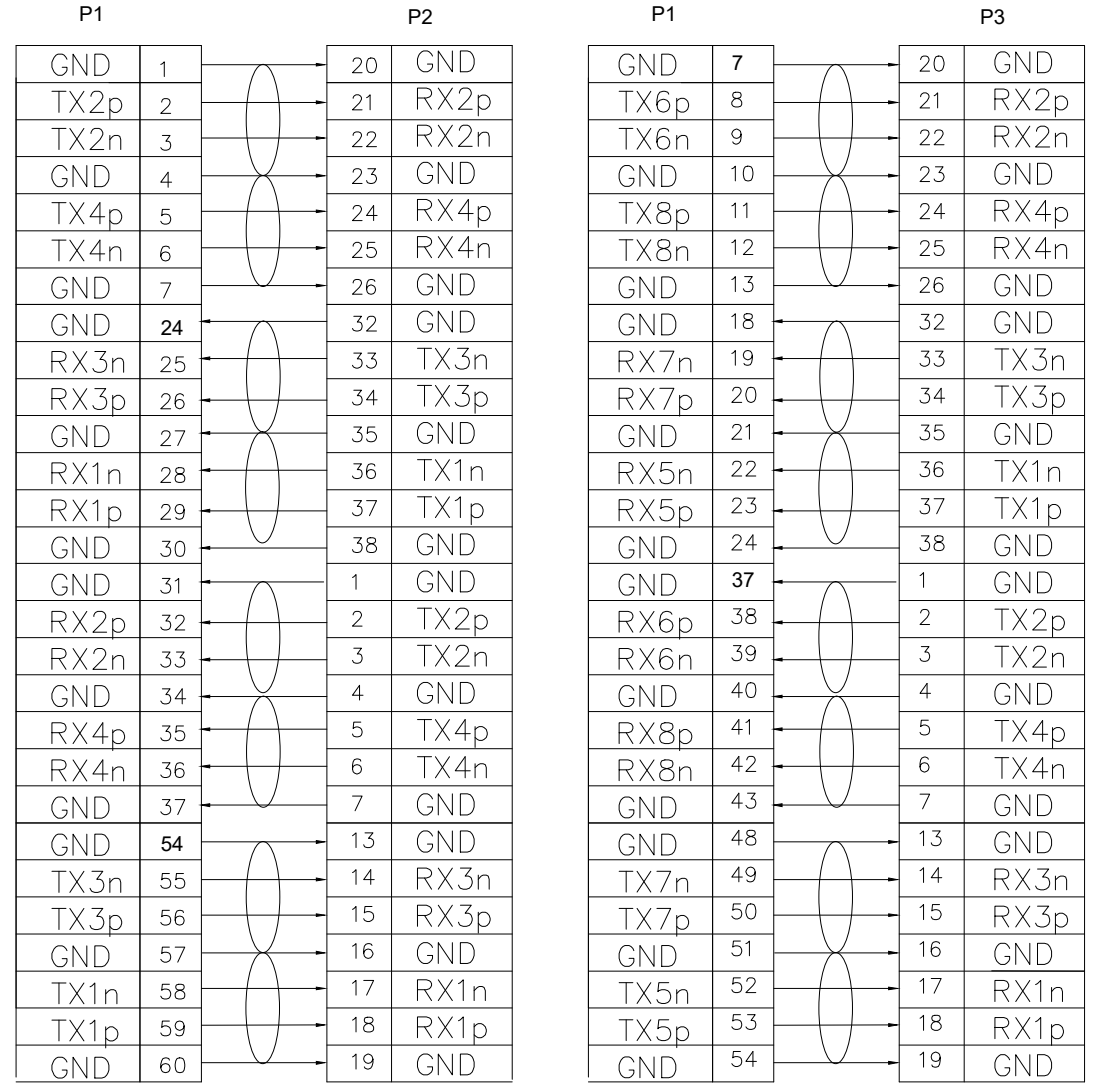
NOTE(注释):

- CABLE ASSEMBLY IMPEDANCE: 100±10 ohm.
成品特性阻抗: 100±10 欧姆
- 100% CONDUCTOR TEST, TEST CONDITION: VOLTAGE 5V,
INSULATION RESISTANCE 10M ohm, CONDUCTION RESISTANCE MAX 3 ohm
100% 导通测试, 测试条件为电压5V, 绝缘10M欧姆, 导通电阻不大于3欧姆
- HIGH-FREQUENCY TEST ACCORDING TO IEEE802.3 STANDARD.
高频测试依照IEEE802.3标准测试
- ALL MATERIAL MUST COMPLY WITH ROHS
所有物料必须符合ROHS

GENERAL TOLERANCE X ± 0.50 .X ± 0.20 .XX ± 0.10 .XXX ± 0.05	ANGLE TOLERANCE X° ± 5.0° .X° ± 3.0° .XX° ± 2.0° .XXX° ± 1.0°	DRAWN ZAKK	DATE 4/12/2023	
MATERIAL		CHECKED	DATE	
FINISH		APPROVED		PART NUMBER. 320-10621
SCALE N/A	UNIT mm	DATE		DRAWING NO. 320-10621
SHEET 1 OF 3				SIZE A4 REV. X2

WIRING TABLE

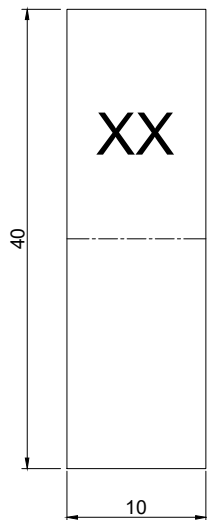
24	OSFP RHS SPRING(弹簧)	SWPB	1
23	CABLE LABEL 2 (线标)	CABLE LABEL 2 48.3*79.2mm	1
22	CABLE LABEL 1 (线标)	CABLE LABEL 1 10*40mm	2
21	CONN. LABEL(壳标)	BACK SHELL LABEL, 9.6*23.5mm	2
20	INNER MOLD(内模)	HOT-MELT GLUE	2
19	RIVET	ALUMINIUM ALLOY	4
18	COPPER(铜管)	COPPER	2
17	ZINC ALLOY FIXED TUBE(固定筒)	Zn ALLOY, PLATED Ni OVER Cu	2
16	QSFP56 PASSIVE PCBA	QSFP+ PCB, 38P, Au 30u*Min	2
15	QSFP56 BOTTOM SHELL	Zn ALLOY, PLATED Ni OVER Cu	2
14	QSFP56 TOP SHELL	Zn ALLOY, PLATED Ni OVER Cu	2
13	DUST COVER(防尘盖)	LDPE, NATURAL	3
12	INNER MOLD(内模)	HOT-MELT GLUE	A/R
11	HEAT SHRINKABLE TUBE(热缩套管)	HEAT SHRINKABLE TUBE(热缩套管)	A/R
10	COPPER FOIL (铜箔)	6.35*0.07mm	A/R
9	SCREW(螺丝)	SUS304	2
8	OSFP RHS SPRING(弹簧)	SUS301	4
7	QSFP-DD SPRING(弹簧)	SWPB	2
6	QSFP PULL TAB(拉带)	PA66 S1300, BLUE	2
5	OSFP RHS PULL TAB(拉带)	PA66 S1300, BLACK	1
4	BOTTOM SHELL(下壳)	Zn ALLOY, PLATED Ni OVER Cu	1
3	TOP SHELL(上壳)	Zn ALLOY, PLATED Ni OVER Cu	1
2	PCB ASSEMBLY(PCB 成品)	OSFP RHS PCB, 38P, Au 30u*Min	1
1	RAW CABLE(线材)	8PAIRS, BLACK, ROHS, SEE TABLE A	A/R
ITEM	NAME	DESCRIPTION	QTY



CABLE GAUGE	CABLE "OD"	STATIC BEND RADIUS"R"	DYNAMIC BEND RADIUS"R"
30AWG	6.7MM	33.5MM	67MM
26AWG	8.9MM	44.5MM	89MM
28AWG	7.9MM	39.5MM	79MM

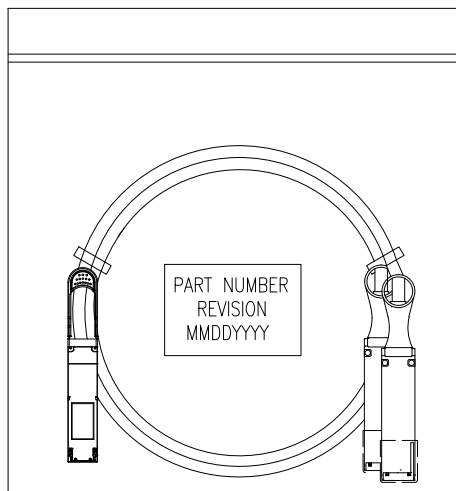
GENERAL TOLERANCE X± 0.50 .X± 0.20 .XX± 0.10 .XXX± 0.05	ANGLE TOLERANCE X°± 5.0° .X°± 3.0° .XX°± 2.0° .XXX°± 1.0°	DRAWN ZAKK	DATE 4/12/2023	
MATERIAL		CHECKED	DATE	
FINISH		APPROVED	DATE	
SCALE N/A	UNIT mm	SHEET 2 OF 3		TITLE: OSFP 56G -> 2x QSFP 56G PAM4 400G PART NUMBER: 320-10621 DRAWING NO. 320-10621 SIZE A4 REV. X2

② CABLE LABEL 1 (线标)



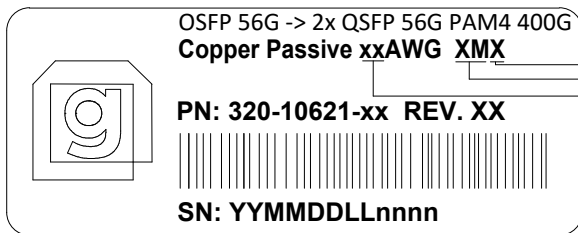
XX: P2, P3

PACKAGING:



PART NUMBER	WIRE TYPE	xx AWG	XM1 LENGTH	XM2 LENGTH
320-10621-01	PVC	30	1000±10	
320-10621-02	PVC	30	1500±15	
320-10621-03	PVC	28	2000±20	
320-10621-04	PVC	28	2500±25	

① SHELL LABEL(壳标) AND
③ CABLE LABEL 2 CONTENT:



DIMENSION 1 OR 2
LENGTH IN METERS
WIRE GAUGE

PN AND REV,

128code:
XXXXXXXXXXXX

GENERAL TOLERANCE X± 0.50 .X± 0.20 .XX± 0.10 .XXX± 0.05	ANGLE TOLERANCE X°± 5.0° .X°± 3.0° .XX°± 2.0° .XXX°± 1.0°	DRAWN ZAKK	DATE 4/12/2023		TITLE OSFP 56G -> 2x QSFP 56G PAM4 400G
MATERIAL		CHECKED	DATE		PART NUMBER 320-10621
FINISH		APPROVED	DATE	DRAWING NO. 320-10621	SIZE A4
SCALE N/A	UNIT mm	SHEET 3 OF 3		REV. X2	