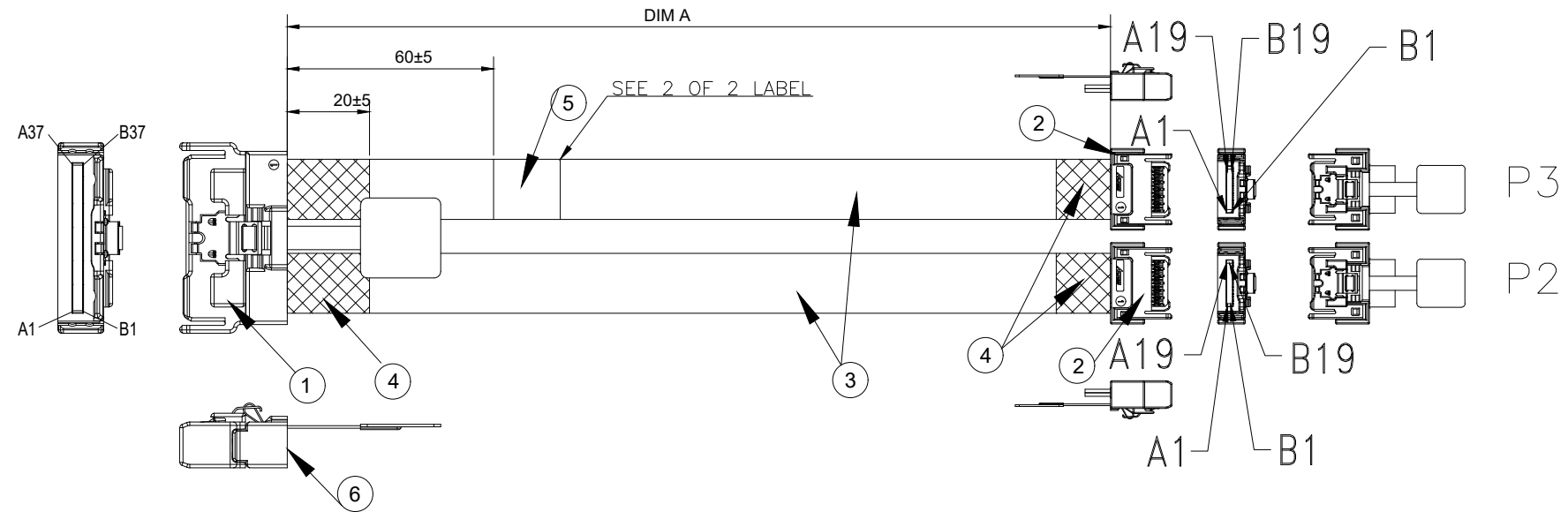


REV.	ECN. NO.	DESCRIPTION	ENG	DATE
X1		INITIAL	ZAKK	9/29/2022
X2		FIXED THE DRAWING	ZAKK	10/4/2022

P1

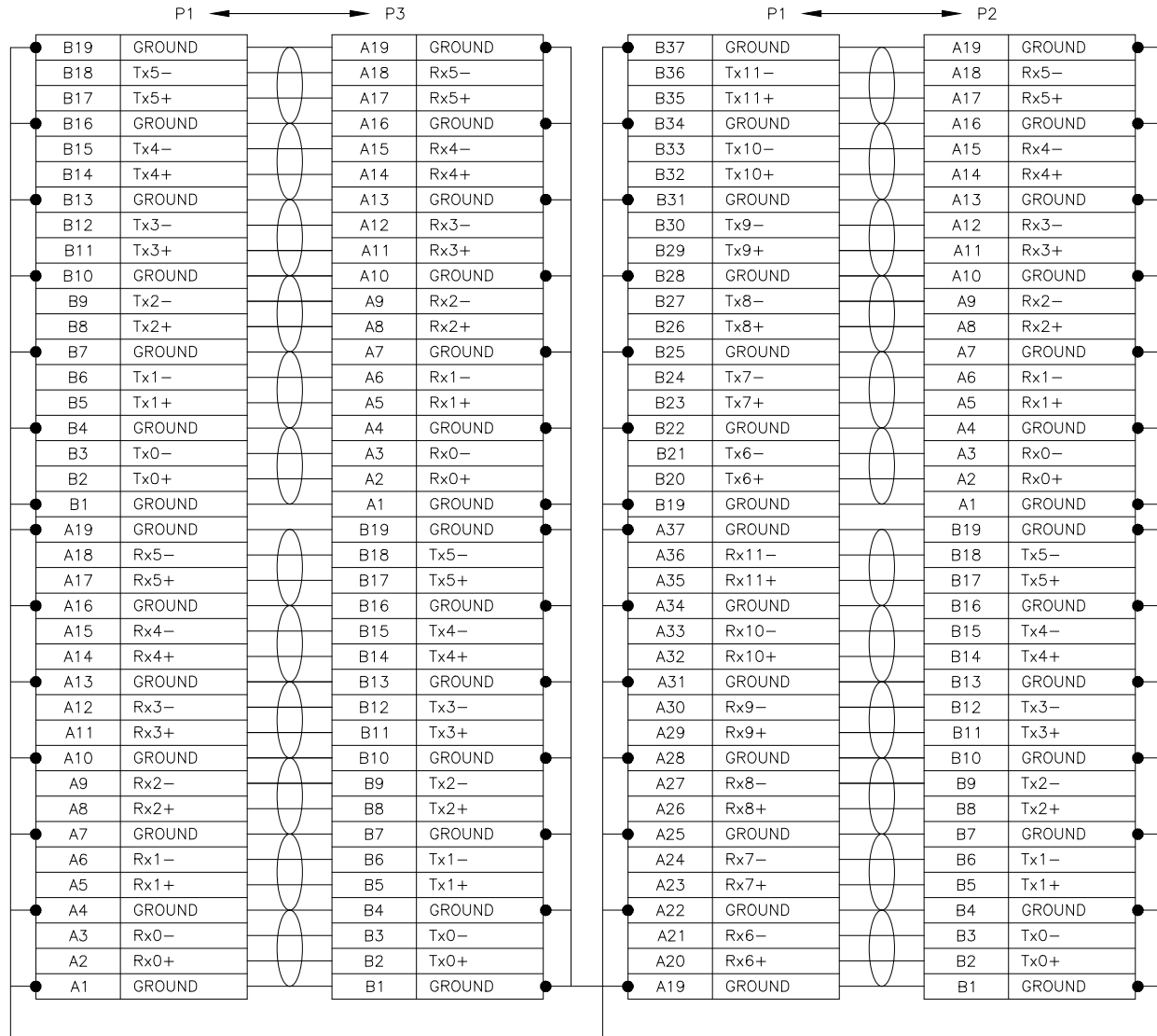


- NOTES:
1. ALL CABLE 100% OPEN, SHORT, MISS WIRE & TRANSIENT FAULT TEST.
 2. CONDUCTIVE RESISTANCE: 2 OHM MAX.
 3. INSULATION RESISTANCE: 10M OHM MIN WITH 200Vac AT 10ms.
 4. HIGH FREQUENCY TEST MUST COMPLY WITH PCIE GEN5 REQUIREMENT.
CONNECTOR IMPEDANCE: 85 OHM ±15 OHM
CABLE IMPEDANCE: 85 OHM ±10 OHM
 5. ALL MATERIAL AND PROCESS MUST BE MEET THE REQUIREMENT OF RoHS2.0

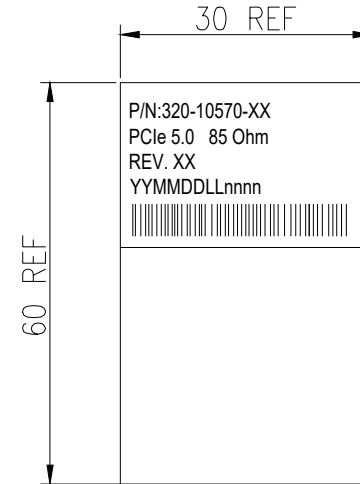
TABLE	
PART NUMBER	DIM A
320-10570-01	500±10
320-10570-02	1000±10
320-10570-03	80±10
320-10570-04	508±10
320-10570-05	950±10

ITEM	NAME	Q'TY	DESCRIPTION
6	PULL TAB	3	PULL TAB COLOR: BLUE
5	LABEL	1	LABEL
4	TAPE	A/R	ACETATE TAPE COLOR: BLACK.
3	FLATFAST	A/R	FLATFAST GEN 5
2	MCIO	2	MCIO 4X STRAIGHT TYPE
1	MCIO	1	MCIO 8X STRAIGHT TYPE

GENERAL TOLERANCE X.± .X±0.10 .XX±0.05 .XXX±0.02	ANGLE TOLERANCE X°± .X°± .XX°± .XXX°±	DRAWN ZAKK	DATE 9/29/2022	
MATERIAL		DESIGN	DATE	
FINISH		CHECKED	DATE	TITLE: MCIO 74P STR To MCIO 2x 38P STR FLATFAST
SCALE N/A	UNIT mm	APPROVED	DATE	PART NUMBER: 320-10570-XX
SHEET 1 OF 2				DRAWING NO. 320-10570
				SIZE A4 REV. X2



LABEL INFORMATION



FONT: ARIAL
HEIGHT: 2.0mm Min



GENERAL TOLERANCE X.± .X±0.20 .XX±0.10 .XXX±0.05	ANGLE TOLERANCE X°± .X°± .XX°± .XXX°±	DRAWN ZAKK	DATE 9/29/2022	<p>genesis connected solutions</p>
FINISH		DESIGN	DATE	
SCALE N/A		CHECKED	DATE	PART NUMBER: 320-10570-XX
SHEET 2 OF 2		APPROVED	DATE	DRAWING NO. 320-10570
				SIZE A4 REV. X2