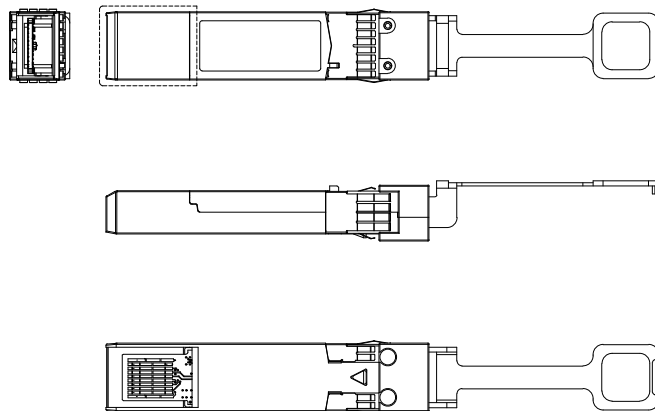
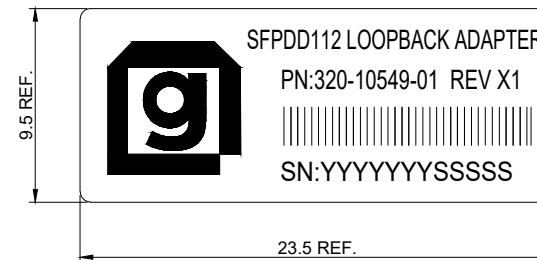


PROPRIETARY INFORMATION  
COMPANY CONFIDENTIAL

REV.	ECN. NO.	DESCRIPTION	ENG	DATE
X1		INITIAL	Zakk	6/15/2022



LABEL BE MARKED AS BELOW



- ← DESCRIPTION, 固定描述
- ← PN 料号
- ← CODE128: YYYYYYxxxxx
- ← SN 序列号

Specifications  
 Backshell: Zinc Die-Casting Nickel plating  
 PCB Paddle: M6, 20POS  
 PCB Contact Plating: Gold 30 u" min.  
 Pull-Tab: Nylon (Polyamide) with blue color  
 Pull-Tab cover: Stainless steel  
 EMI Girdle: Stainless steel  
 Rivet: Aluminum  
 Durability: 500 cycles (EIA-364-23C)  
 Mating & Unmating Force: 50N max. (EIA-364-13D)  
 Latch Strength: 70N min. (EIA-364-13D)  
 Supply Voltage: 3.13~5.25VDC (TYP. 3.3VDC)  
 Withstanding Voltage: 300VDC  
 Power Current Rating: 0.5 amps maximum per contact  
 Insulation Resistance: 1,000Mohm min. (EIA-364-21C)  
 Differential Impedance: 100ohm +/-10 @35ps rise time 20~80%  
 (EIA-364-108)  
 Within Pair SKEW: < 10ps (EIA-364-103)  
 Insertion Loss (SDD21): 0dB

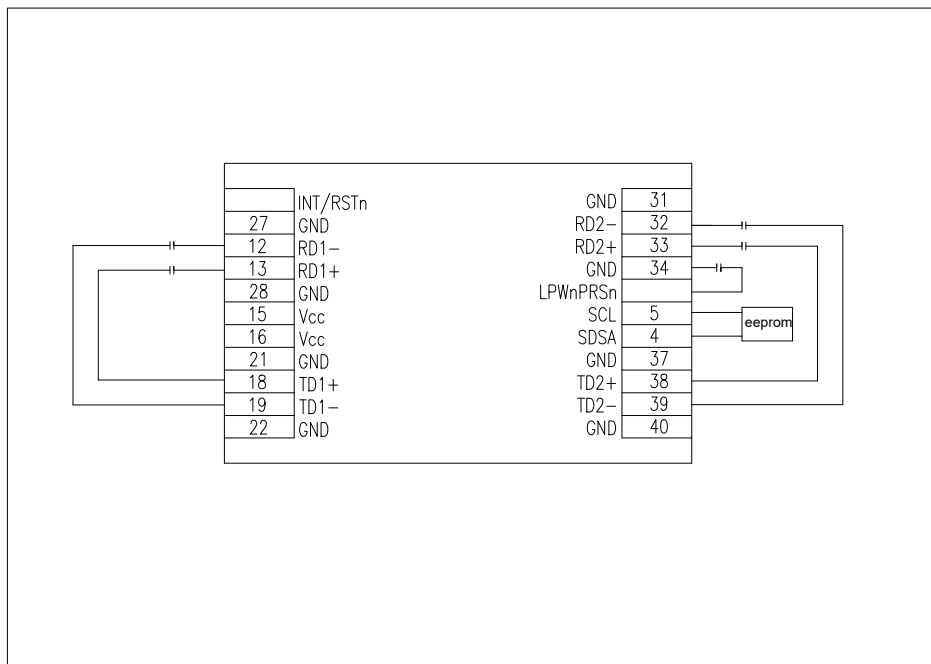
RoHS Compliant

GENERAL TOLERANCE X.± 0.50 .X± 0.20 .XX± 0.10 .XXX± 0.05	ANGLE TOLERANCE X°± 5.0° .X°± 3.0° .XX°± 2.0° .XXX°± 1.0°	DRAWN	DATE	
MATERIAL		CHECKED	DATE	
FINISH		APPROVED	DATE	
SCALE <i>N/A</i>	UNIT <i>mm</i>			
SHEET 1 OF 2				TITLE: SFPDD 112G Loopback PART NUMBER: 320-10549-01 DRAWING NO. 320-10549 SIZE <i>A4</i> REV. <i>X1</i>

1	2	3	4
ITEM	PN	NAME	DESCRIPTION
1			

REV.	ECN. NO.	DESCRIPTION	ENG	DATE
X1		INITIAL	Zakk	6/15/2022

SCHEMATIC DIAGRAM



NOTE(注释):

- MATED CONNECTOR IMPEDANCE:  $100_{-15}^{+10}$  ohm, RISE TIME: 35ps(20%~80%).  
连接器接触区特性阻抗:  $100_{-15}^{+10}$  欧姆, 上升沿时间: 35ps(20%~80%).
- 100% CONDUCTOR TEST, CONDUCTION RESISTANCE MAX 2 ohm  
100% 导通测试, 导通电阻不大于2欧姆
- HIGH-FREQUENCY TEST ACCORDING TO IEEE802.3 STANDARD.  
高频测试依照IEEE802.3bj标准测试
- ALL MATERIAL MUST COMPLY WITH ROHS2.0.  
所有物料必须符合ROHS2.0
- DUE TO SHORT TRACES LENGTH, THE PART OF PARAMETER INDICATED MAY NOT MEET SFF8431 RETURN LOSS LIMITS (E.G. RETURN LOSS).  
由于测试链路长度较短, 有部分参数不符合IEEE802.3 (如: 回损等),
- STANDARD EEPROM DATA.  
标准烧录数据。

RoHS Compliant

GENERAL TOLERANCE X.± 0.50 .X± 0.20 .XX± 0.10 .XXX± 0.05	ANGLE TOLERANCE X°± 5.0° .X°± 3.0° .XX°± 2.0° .XXX°± 1.0°	DRAWN	DATE	
FINISH		CHECKED	DATE	
SCALE <i>N/A</i>		APPROVED		PART NUMBER: 320-10549-01
SHEET 2 OF 2		DATE		DRAWING NO. 320-10549
UNIT <i>mm</i>		DATE		SIZE <i>A4</i>
		DATE		REV. <i>X1</i>