

REV.	ECN. NO.	DESCRIPTION	ENG	DATE
X1		ISSUED	TERRY	11/15/13'
X2		MODIFY PCB THICKNESS 1.2mm	TERRY	11/18/13'
X3		ADD NOTES 9	TERRY	12/05/13'
X4		ADD DIMENSION	TERRY	09/03/14'
X5		REVISE TOLERANCE	DANIEL	09/12/14'
X6		MODIFY HOUSING SPRING	TERRY	09/23/14'

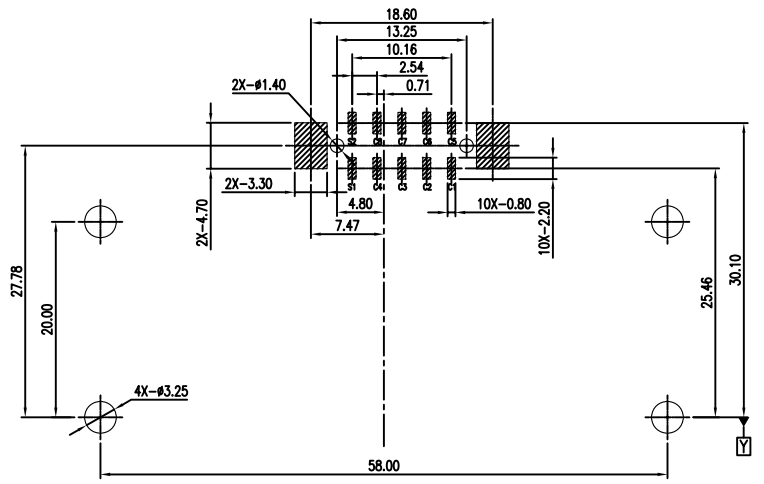
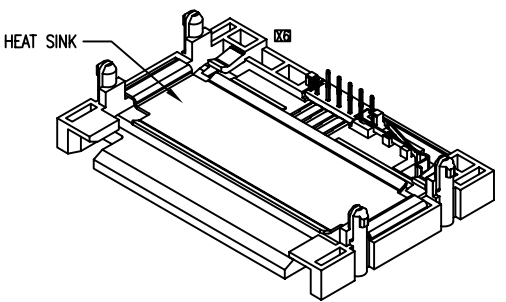
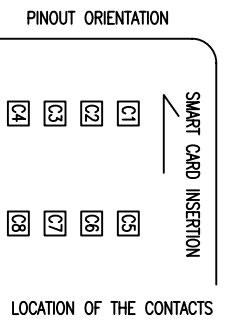
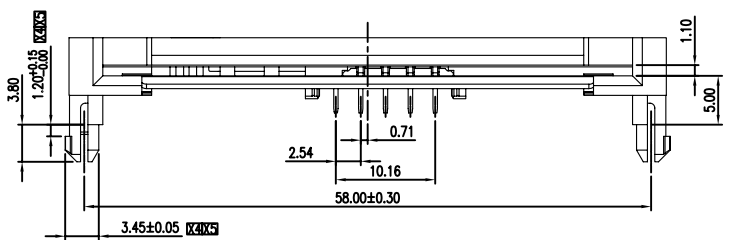
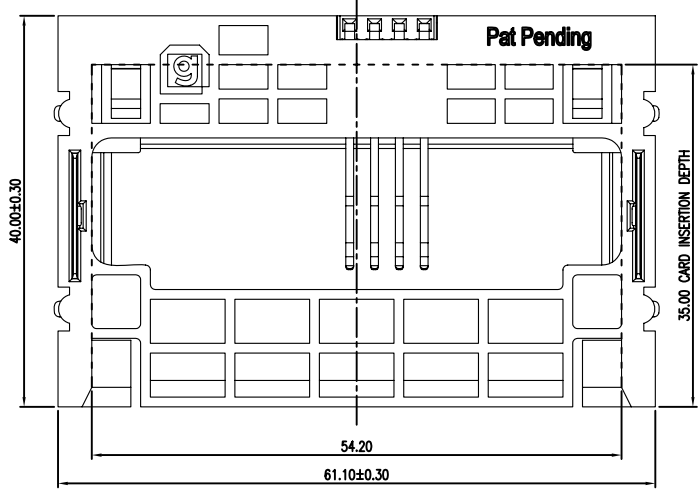
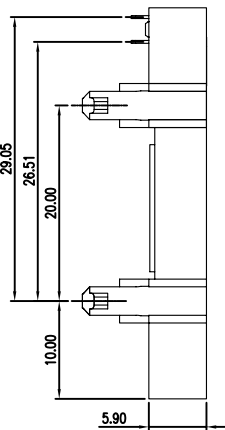
PART. NUMBER

SMCR-69 08 - A K * 0 T 01
 ① ② ③④⑤⑥⑦

- ① CONNECTOR:
SMCR-69: SMART CARD DIP TYPE CONNECTOR, PCB THICKNESS 1.2mm.
- ② POSITION:
08: 08 POSITIONS
- ③ INSULATOR MATERIAL:
A: PBT, 94V-0
- ④ INSULATOR COLOR:
K: BLACK
- ⑤ CONTACT PLATING:
1: GOLD FLASH
5: 15u" GOLD
- ⑥ SHIELD PLATING
0: NONE-SHIELD
- ⑦ PACKING
T: TRAY

NOTES:

1. THE CONTACT LOCATIONS AND PIN OUT MUST COMPLY WITH ISO7816-2
COMPLY ISO7810, ID-1 0.78mm THICK SMART CARD
2. MATERIALS:
HOUSING: PBT+30% G.F. UL94V-0, COLOR: BLACK
COVER: PBT+30% G.F. UL94V-0, COLOR: BLACK
CONTACTS: COPPER ALLOY
SWITCH: COPPER ALLOY
HEAT SINK: AL
3. FINISH:
CONTACTS: PLATE NICKEL 50u" MIN OVER ALL SURFACE
GOLD PLATE ON MATING SURFACE.
SWITCH: PLATE NICKEL 50u" MIN OVER ALL SURFACE
GOLD FLASH ON MATING SURFACE
BOARD LOCK: PLATE NICKEL 50u" MIN OVER ALL SURFACE
TIN 80u" MIN OVER NICKEL
4. NDS MATING FORCE AND UNMATING FORCE: 3N MIN, 7N MAX
5. OPERATING TEMPERATURE RANGE: -30°C ~ + 80°C
6. CURRENT RATING: 1 AMP MAX.
7. VOLTAGE: AC35V/PIN
8. INSULATION RESISTANCE: 1000MΩ
9. SWITCH: NORMAL CLOSE
10. RoHS COMPLIANT



RECOMMENDED PCB LAYOUT
TOLERANCE: ±0.05MM

PROPRIETARY INFORMATION
COMPANY CONFIDENTIAL

GENERAL TOLERANCE X.± .X±0.38 .XX±0.25 .XXX±0.10	ANGLE TOLERANCE X°± 2.00° .X°± 1.00° .XX°± 0.50° .XXX°±	DRAWN TERRY	DATE 01/07/14'	
MATL SEE BOM	FINISH SEE NOTES	DESIGN TERRY	DATE 01/07/14'	
SCALE N/A	UNIT mm	CHECKED	DATE	PART NUMBER. SMCR-6908-AXX0T01
SHEET 1 OF 1		APPROVED	DATE	DRAWING NO. GT20-250143
				SIZE A4 REV. X6