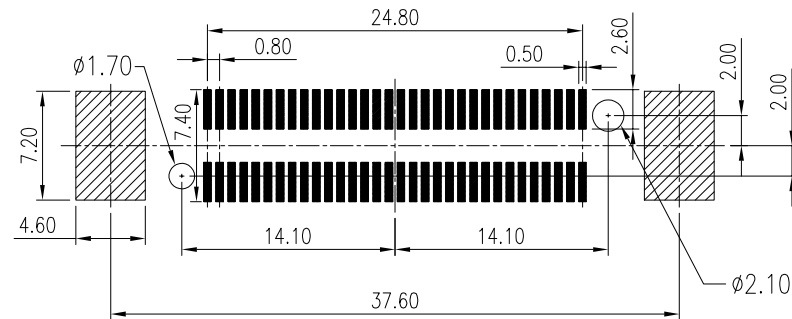
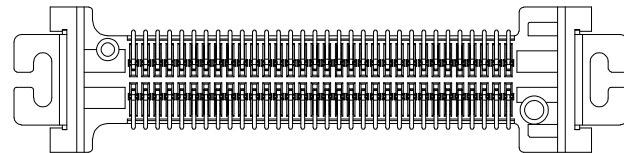
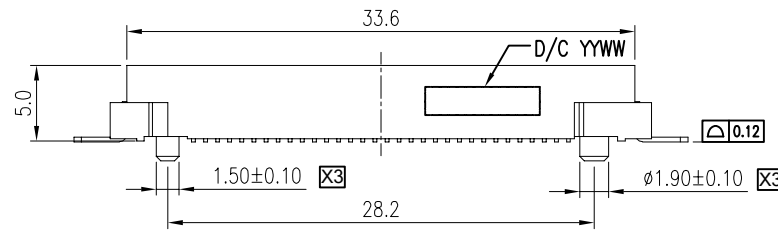
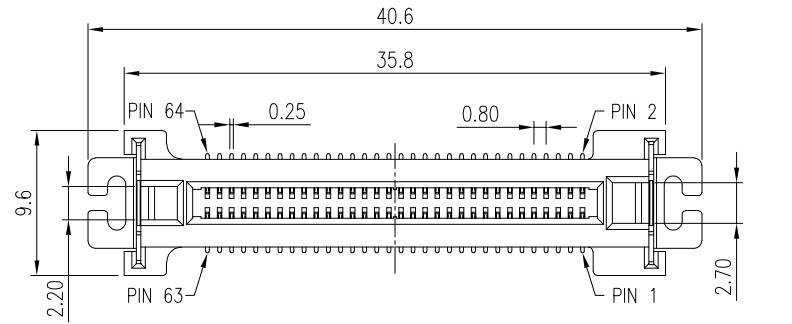


PROPRIETARY INFORMATION  
COMPANY CONFIDENTIAL

REV	ECN. NO.	DESCRIPTION	ENG	DATE
X1		INITIAL	AXL	2/17/2016
X2		EDITED NOTES 3	AXL	4/30/2018
X3		CHANGE THE TOLERANCE	TERRY	6/8/2020



RECOMMENDED PCB LAYOUT  
TOLERANCE: ±0.05mm

NOTES :

- MATERIAL  
HOUSING: LCP, UL94V-0, BLACK  
TERMINAL: PHOSPHOR BRONZE  
BOARDLOCK: BRASS
- PLATING:  
TERMINAL:  
CONTACT AREA: GOLD FLASH PLATING  
SOLDER TAIL: 80u" TIN PLATING  
UNDER PLATING: 30u" NICKEL OVERALL  
BOARDLOCK: 30u" NICKEL PLATING
- CURRENT RATING:  
a). FOR ALL PINS CONNECTED: 0.5A.  
b). FOR 6 CONSECUTIVE PINS CONNECTED: 1.0A.
- DIELECTRIC WITHSTANDING VOLTAGE: 500VAC FOR 1 MINUTE.
- INSULATION RESISTANCE: 100Mohms min.
- 5Gbps min. COMPLIANT.
- DESIGN TO MATE WITH 110-10007.
- TRAY PACKAGING.

GENERAL TOLERANCE .X ± 0.50 .X ± 0.40 .XX ± 0.30 .XXX ± 0.20	ANGLE TOLERANCE X° ± 5.0° .X° ± 3.0° .XX° ± 2.0° .XXX° ± 1.0°	DRAWN AXL	DATE 2/17/16'	
MATERIAL SEE BOM		CHECKED	DATE	
FINISH SEE NOTES		APPROVED	DATE	PART NUMBER 110-10008-01
SCALE N/A	UNIT mm	SHEET 1 OF 1		DRAWING NO. 110-10008
				SIZE A4 REV. X3