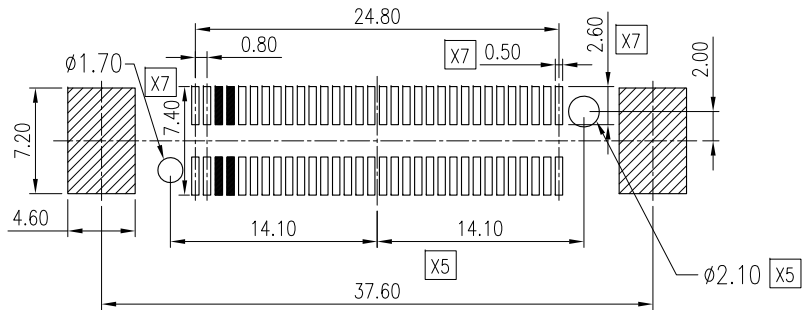
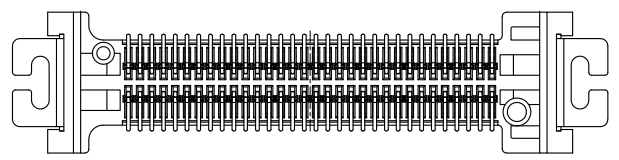
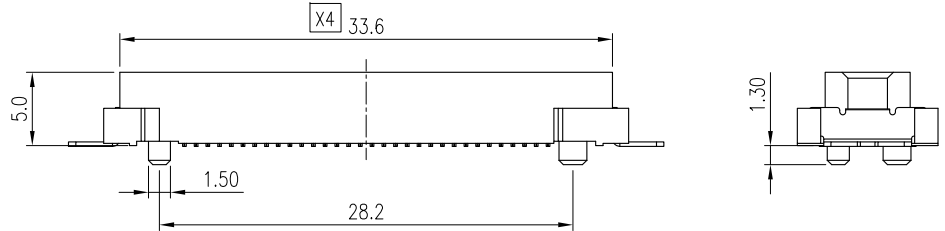
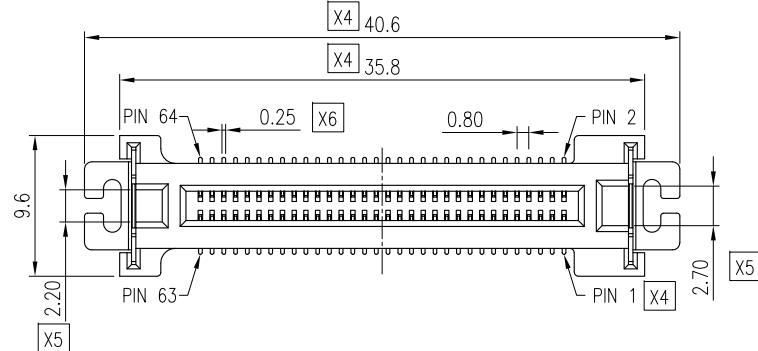


PROPRIETARY INFORMATION
COMPANY CONFIDENTIAL

REV.	ECN. NO.	DESCRIPTION	ENG	DATE
X1		INITIAL	AXL	4/30/2015
X2		REVISED DRWAING	DANIEL	5/5/2015
X3		REVISED PCB LAYOUT	DANIEL	5/6/2015
X4		CHNAGE WIDTH AND PIN OUT	AXL	5/7/2015
X5		EDIT ALIGNMENT POST RECEPTION AND PEG	AXL	5/13/2015
X6		CHANGE THE PINS WIDTH	JANE	6/1/2015
X7		CHANGE PCB LAYOUT	AXL	6/1/2015
X8		REVISED DRWAING	JANE	6/11/2015



RECOMMENDED PCB LAYOUT
TOLERANCE: ±0.05mm

PART. NUMBER

MPIV-24 64 - B K 1 0 T
① ② ③④⑤⑥⑦

- ① CONNECTOR:
MPIV-24: MINI PCI EXPRESS COMPATIBLE
VERTICAL, FEMALE CONNECTOR
- ② POSITION:
64: 64 POSITIONS
- ③ INSULATOR MATERIAL:
B: LCP
- ④ INSULATOR COLOR:
K: BLACK
- ⑤ CONTACT PLATING:
1: GOLD FLASH
- ⑥ SHIELD PLATING
0: NONE-SHIELD
- ⑦ PACKING
T: TRAY

NOTES :

1. MATERIAL
HOUSING: LCP, UL94V-0, BLACK
TERMINAL: PHOSPHOR BRONZE
BOARDLOCK: BRASS
2. PLATING:
TERMINAL:
CONTACT AREA: GOLD PLATING
SOLDER TAIL: 80u" TIN PLATING
UNDER PLATING: 30u" NICKEL OVERALL
BOARDLOCK: 30u" NICKEL PLATING
3. CURRENT RATING: 0.5A

GENERAL TOLERANCE X.± 0.50 .X± 0.40 .XX± 0.30 .XXX± 0.20	ANGLE TOLERANCE X°± 5.0° .X°± 3.0° .XX°± 2.0° .XXX°± 1.0°	DRAWN JANE	DATE 6/11/15	 TITLE: MINI PCI EXPRESS COMPATIBLE FEMALE CONNECTOR PART NUMBER: MPIV-2464-BK10T
MATL SEE BOM	FINISH SEE NOTES	CHECKED	DATE	
SCALE <i>N/A</i>	UNIT <i>mm</i>	APPROVED	DATE	
SHEET 1 OF 1				