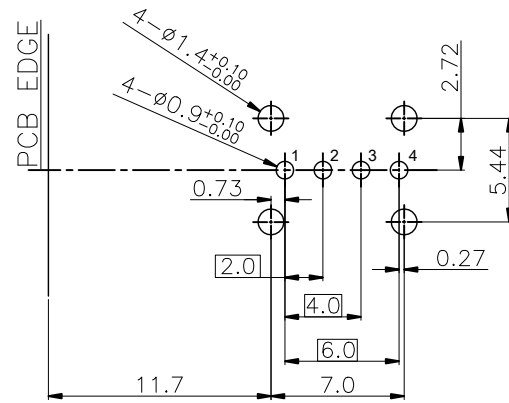
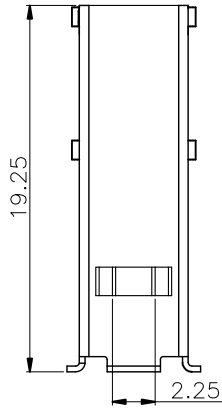
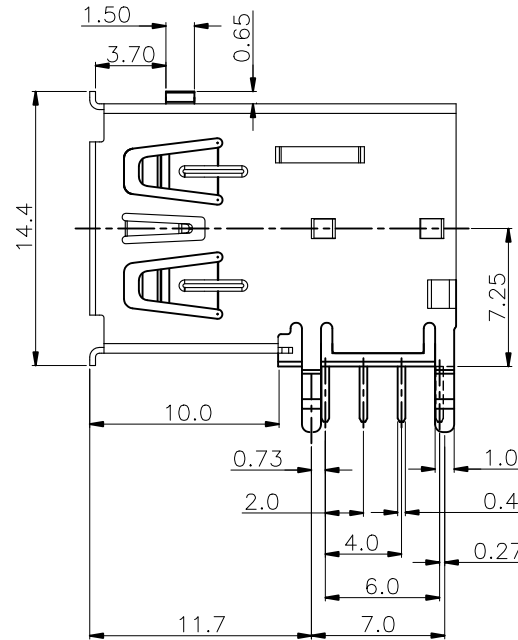
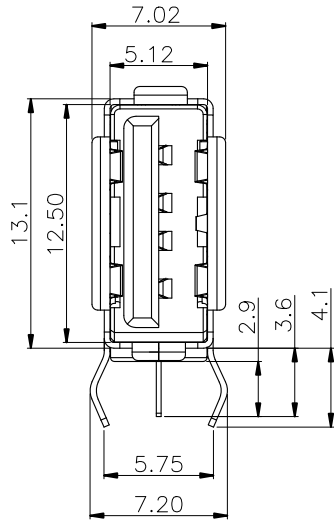


PROPRIETARY INFORMATION
COMPANY CONFIDENTIAL

| REV. | ECN. NO. | DESCRIPTION | ENG | DATE |
|------|----------|----------------------------------|--------|-----------|
| A | | INITIAL | Knight | 02/04/15' |
| B | | ADD INSULATOR COLOR OPTION WHITE | Knight | 06/10/15' |
| C | | UPDATE DRAWING | Knight | 06/02/16' |



RECOMMENDED P.C.B LAYOUT (COMPONENT SIDE)
P.C.B THICKNESS=1.60mm (TOLERANCE=±0.05)



NOTES:

- CURRENT RATING: 1.5A
- DIELECTRIC WITHSTANDING VOLTAGE: 500V AC MAX
- INSULATION RESISTANCE: 1000MΩ MIN
- CONTACT RESISTANCE: 30mΩ MAX
- INSERTION FORCE: 3.5(KGF) MAX
- EXTRACTION FORCE: 1.0(KGF) MIN
- DURABILITY: 1500 CYCLES
- RoHS COMPLIANCE

ORDER INFORMATION

USAR-8G 04 - B X 1 3 T
① ② ③ ④ ⑤ ⑥ ⑦

- TYPE:
USAR-8G:USB A TYPE UP-RIGHT DIP TYPE
- POSITIONS:
04:04 POSITIONS
- INSULATOR MATERIAL:
B: PBT
K: BLACK
W: WHITE
- CONTACT PLATING:
1: GOLD FLASH
- SHIELD PLATING:
3: NICKEL PLATING
- PACKING
T: TRAY

| | | | | |
|---|---|----------------------------|-------------------|--------------------------------|
| GENERAL TOLERANCE X±0.50 .X±0.38 .XX±0.25 .XXX±0.15 | ANGLE TOLERANCE X°±5.0° .X°±3.0° .XX°±2.0° .XXX°±1.0° | DRAWN Knight | DATE 06/02/16' | |
| MATERIAL SEE BOM | | CHECKED | DATE | |
| FINISH SEE NOTES | | APPROVED River | | DATE 06/02/16' |
| SCALE N/A | | UNIT mm | | PART NUMBER USAR-8G04-BX13T |
| SHEET 1 OF 1 | | DRAWING NO. GT26-210377 | | SIZE A4 REV. C |

| ITEM | NAME | Q'TY | DESCRIPTION | NOTE |
|------|---------|------|---|----------|
| 3 | SHELL | 1 | SPCC, NICKEL 80u" MIN PLATING OVERALL | |
| 2 | CONTACT | 4 | BRASS, GOLD FLASH PLATING ON CONTACT AREA, TIN 100u" MIN PLATING SOLDER AREA, NICKEL 50u" MIN UNDER PLATING OVERALL | |
| 1 | HOUSING | 1 | PBT+30%G.F., COLOR: BLACK AND WHITE | UL94 V-0 |