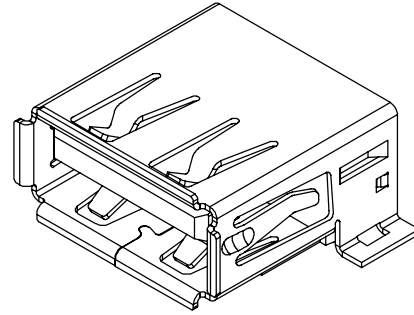
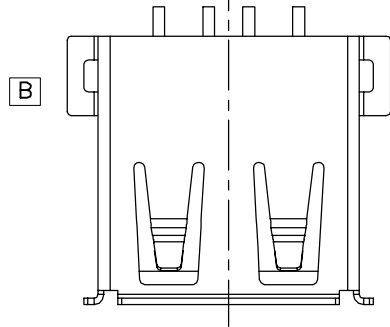


PROPRIETARY INFORMATION  
COMPANY CONFIDENTIAL

REV.	ECN. NO.	DESCRIPTION	ENG	DATE
A		INITIAL	Knight	02/04/15'
B		UPDATE DRAWING	Hunter	04/14/17'



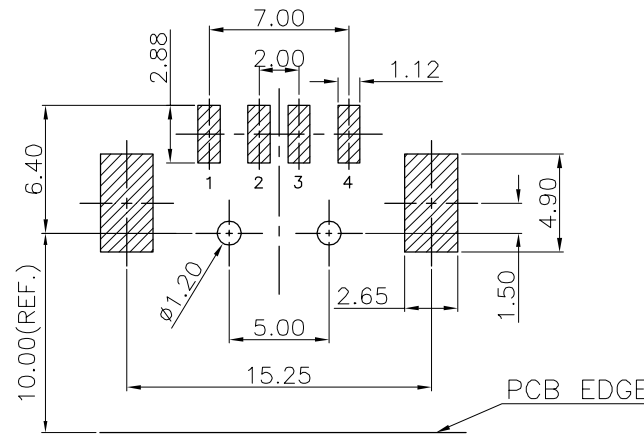
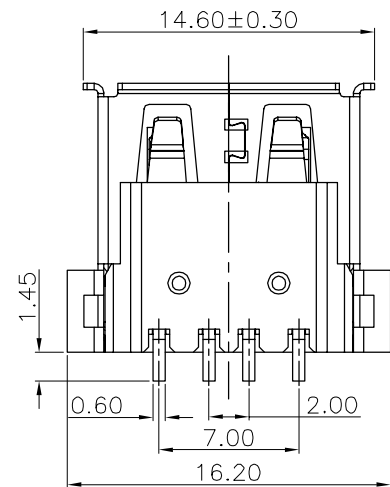
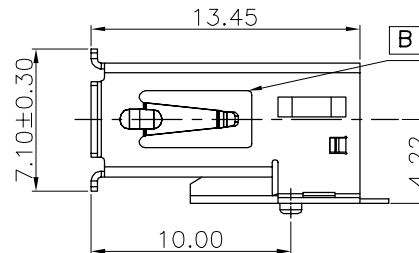
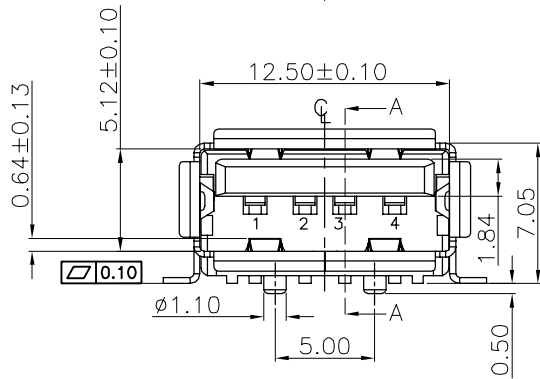
NOTES:

1. CURRENT RATING: 1.5A
2. DIELECTRIC WITHSTANDING VOLTAGE: 500V AC MAX
3. INSULATION RESISTANCE: 1000MΩ MIN
4. CONTACT RESISTANCE: 30mΩ MAX
5. INSERTION FORCE: 3.5(KG) MAX
6. EXTRACTION FORCE: 1.0(KG) MIN
7. RoHS COMPLIANCE

ORDER INFORMATION

USAR-82 04 - F K 1 3 T  
① ② ③ ④ ⑤ ⑥ ⑦

1. TYPE:  
USAR-82:USB A TYPE SMT
2. POSITIONS:  
04:04 POSITIONS
3. INSULATOR MATERIAL:  
F: PA9T
4. INSULATOR COLOR:  
K: BLACK
5. CONTACT PLATING:  
1: GOLD FLASH
6. SHIELD PLATING:  
3: NICKEL PLATING
7. PACKING  
T: TRAY



RECOMMENDED P.C.B LAYOUT  
(COMPONENT SIDE)

ITEM	NAME	Q'TY	DESCRIPTION	NOTE
3	SHELL	1	SPCC, NICKEL 80u" MIN PLATING OVERALL	
2	CONTACT	4	BRASS, GOLD FLASH PLATING ON CONTACT AREA, TIN 100u" MIN PLATING SOLDER AREA, NICKEL 50u" MIN UNDER PLATING OVERALL	
1	HOUSING	1	PA9T	BLACK, UL94 V-0

GENERAL TOLERANCE	ANGLE TOLERANCE	DRAWN	DATE	
X.± 0.50 .X± 0.38 .XX± 0.25 .XXX± 0.15	X°± 5.0° .X°± 3.0° .XX°± 2.0° .XXX°± 1.0°	Hunter	04/14/17'	
MATL. SEE BOM	FINISH SEE NOTES	CHECKED	DATE	PART NUMBER: USAR-8204-FK13T
SCALE N/A	UNIT mm	APPROVED	DATE	DRAWING NO. GT26-210361
SHEET 1 OF 1		Lucky	04/14/17'	SIZE A4 REV. B