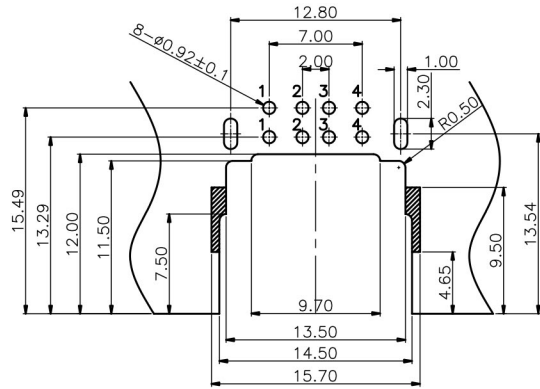
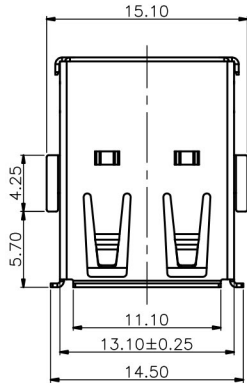
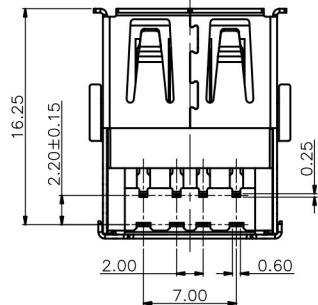
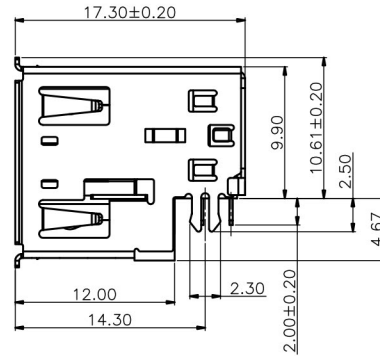
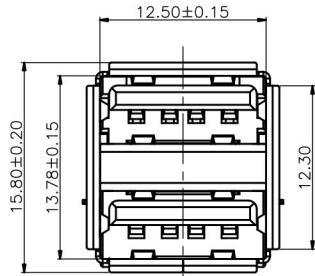


PROPRIETARY INFORMATION
COMPANY CONFIDENTIAL

REV.	ECN. NO.	DESCRIPTION	ENG	DATE
A		INITIAL	Knight	02/02/15'



RECOMMENDED P.C.B LAYOUT (COMPONENT SIDE)
P.C.B THICKNESS=1.20mm (TOLERANCE=±0.05)



NOTES:

- 1.CURRENT RATING: 1.5A
- 2.CONTACT RESISTANCE: 30mΩ MAX
- 3.INSULATION RESISTANCE: 1000MΩ MIN
- 4.DIELECTRIC WITHSTANDING VOLTAGE: 500V AC MAX
- 5.INSERTION FORCE: 3.5(kg)MAX.
- 6.EXTRACTION FORCE: 1.0(kg)MIN.
- 7.RoHS COMPLIANCE

ORDER INFORMATION

USAR-6Y 08 - A K 1 3 T
① ② ③④⑤⑥⑦

1. TYPE:
USAR-6Y:USB A TYPE DUAL PORT DIP TYPE
2. POSITIONS:
08:08 POSITIONS
3. INSULATOR MATERIAL:
A: PBT
4. INSULATOR COLOR:
K: BLACK
5. CONTACT PLATING:
1: GOLD FLASH
6. SHIELD PLATING:
3: NICKEL PLATING
7. PACKING
T: TRAY

ITEM	NAME	Q'TY	DESCRIPTION	NOTE
4	REAR COVER	1	SPCC, NICKEL 80u" MIN PLATING OVERALL	
3	SHELL	1	SPCC, NICKEL 80u" MIN PLATING OVERALL	
2	CONTACT	8	BRASS,GOLD FLASH PLATING ON CONTACT AREA,TIN 100u" MIN PLATING SOLDER AREA,NICKEL 50u" MIN UNDER PLATING OVERALL	
1	HOUSING	1	PBT+30%G.F	BLACK, UL94 V-0

GENERAL TOLERANCE X±0.50 .X±0.38 .XX±0.25 .XXX±0.15	ANGLE TOLERANCE X°±5.0° .X°±3.0° .XX°±2.0° .XXX°±1.0°	DRAWN <i>hgnic</i>	DATE 02/02/15'	
MATERIAL SEE BOM		CHECKED	DATE	
FINISH SEE NOTES		APPROVED <i>River</i>		DATE 02/02/15'
SCALE N/A	UNIT mm	DRAWING NO. GT26-210400		SIZE A4 REV. A
SHEET 1 OF 1				