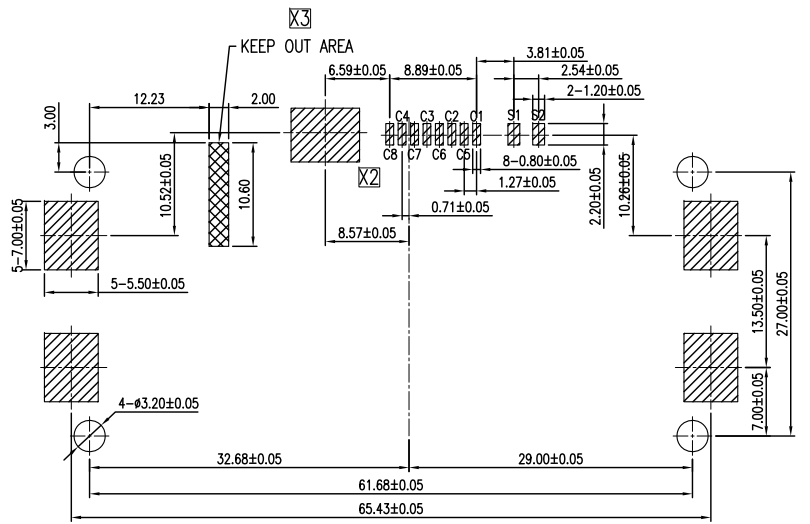
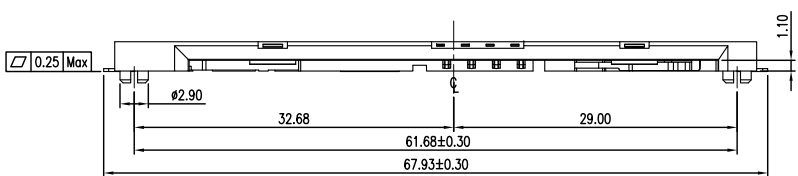
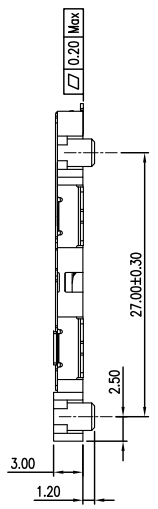
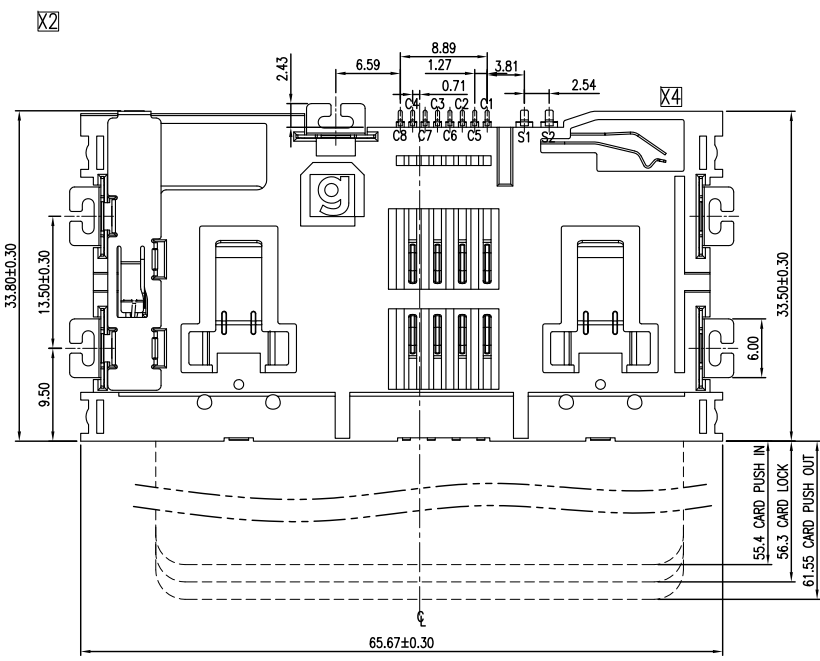


REV.	ECN. NO.	DESCRIPTION	ENG	DATE
X1		ISSUED	DANIEL	08/01/13'
X2		REVISED DRAWING	MIKE	08/30/13'
X3		ADD KEEP OUT AREA AND EDIT TITLE	AXL	08/30/13'
X4		REVISED DRAWING	MIKE	11/13/13'
X5		Hollowed material of plastic to improve co-planarity	MIKE	01/23/15'

PART. NUMBER

SMCR-67 08 - B K 5 0 * 01
 ① ② ③④⑤⑥⑦

- ① CONNECTOR
- SMCR-67: SMART CARD, FEMALE, SMT TYPE
- ② POSITION:
- 08: 08 POSITIONS
- ③ INSULATOR MATERIAL
- B: LCP
- ④ INSULATOR COLOR
- K: BLACK
- ⑤ CONTACT PLATING
- 5: 15u" GOLD
- ⑥ SHIELD PLATING
- 0: NONE-SHIELD
- ⑦ PACKING
- T: TRAY



RECOMMENDED PCB LAYOUT
 TOLERANCE: ±0.05MM

- NOTES:
1. THE CONTACT LOCATIONS AND PIN OUT MUST COMPLY WITH ISO7816-2
 2. OPERATING TEMPERATURE RANGE: -30°C ~ + 80°C
 3. CURRENT RATING: 1 AMP MAX.
 4. VOLTAGE: AC35V/PIN
 5. INSULATION RESISTANCE: 1000MΩ
 6. RoHS COMPLIANT

GENERAL TOLERANCE X.± .XX±0.38 .XX±0.25 .XXX±0.10	ANGLE TOLERANCE X°± 2.00° .X°± 1.00° .XX°± 0.50° .XXX°±	DRAWN MIKE	DATE 11/13/13'	
MATL SEE BOM	FINISH SEE NOTES	CHECKED	DATE	
SCALE N/A	UNIT mm	APPROVED	DATE	PART NUMBER. SMCR-6708-BK50T01
SHEET 1 OF 1				DRAWING NO. GT20-250123
				SIZE A4 REV. X5