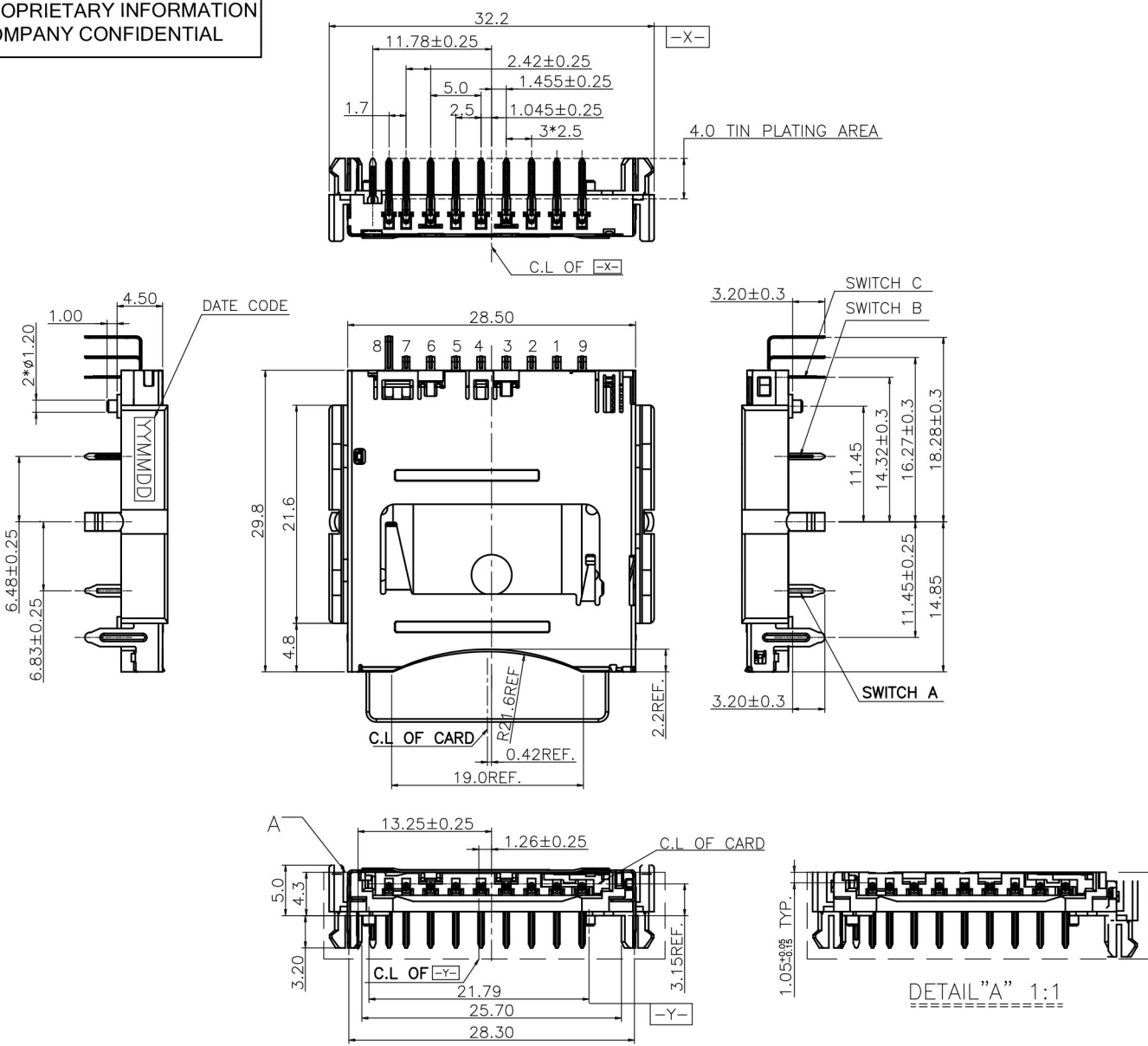


PROPRIETARY INFORMATION  
COMPANY CONFIDENTIAL

REV	ECN. NO.	DESCRIPTION	ENG	DATE
A		INITIAL	Knight	01/17/15'



NOTES:  
 1.CONTACT RESISTANCE: 40mΩ MAX.  
 2.DIELECTRIC WITHSTANDING VOLTAGE: 500V AC MAX.  
 3.INSULATION RESISTANCE: 1000MΩ MIN.  
 4.RATE CURRENT: 0.5A.  
 5.INSERTION FORCE: 40N MAX.  
 ORDER INFORMATION

SDCR-2U 09 - B K 1 1 R  
 ① ② ③④⑤⑥⑦

- TYPE:  
SDCR-2U:SD MEMORY CARD CONNECTOR  
PUSH PUSH TYPE
- POSITIONS:  
09: 09 POSITIONS
- INSULATOR MATERIAL:  
B: LCP
- INSULATOR COLOR:  
K: BLACK
- CONTACT PLATING:  
1: GOLD FLASH
- SHIELD PLATING:  
1: TIN PLATING
- PACKING  
R: TAPE&REEL

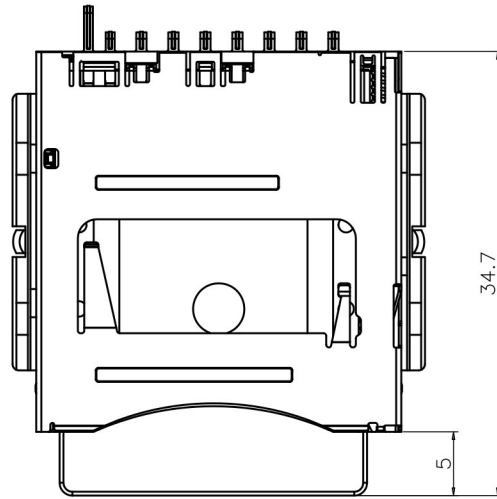
6	SWITCH C	1	PHOSPHOR BRONZE,GOLD FLASH ON CONTACT AREA,80u" MIN TIN PLATING ON SOLDER TAIL,40u" MIN NICKEL UNDER PLATING OVERALL	
5	SWITCH B	1	PHOSPHOR BRONZE,GOLD FLASH ON CONTACT AREA,80u" MIN TIN PLATING ON SOLDER TAIL,40u" MIN NICKEL UNDER PLATING OVERALL	
4	CONTACT	9	PHOSPHOR BRONZE,GOLD FLASH ON CONTACT AREA,80u" MIN TIN PLATING ON SOLDER TAIL,40u" MIN NICKEL UNDER PLATING OVERALL	
3	SHELL	1	SUS,TIN 80u" MIN PLATING	
2	SLIDER	1	LCP+30%G.F	BLACK, UL94 V-0
1	HOUSING	1	LCP+30%G.F	BLACK, UL94 V-0
ITEM	NAME	Q'TY	DESCRIPTION	NOTE

GENERAL TOLERANCE	ANGLE TOLERANCE	DRAWN	DATE
X±0.50	X°±5.0°	<i>knighe</i>	01/17/15'
.X±0.38	.X°±3.0°	CHECKED	DATE
.XX±0.25	.XX°±2.0°		
.XXX±0.15	.XXX°±1.0°	APPROVED	DATE
MATL SEE BOM	FINISH SEE NOTES	<i>River</i>	01/17/15'
SCALE N/A	UNIT mm		
SHEET 2 OF 1			

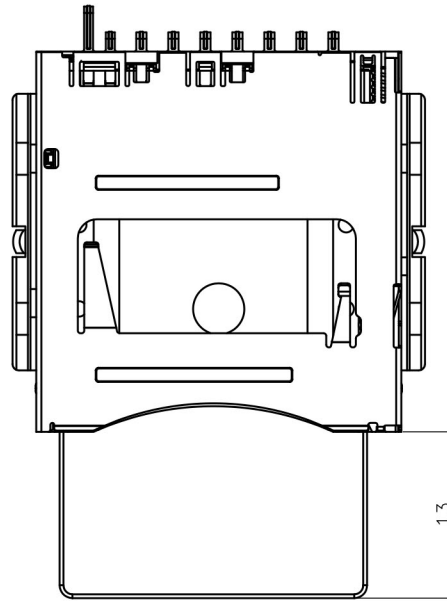
<b>GENESIS</b> TECHNOLOGY, INC.	
TITLE: SD MEMORY CARD CONNECTOR PUSH PUSH TYPE	
PART NUMBER: SDCR-2U09-BK11R	
DRAWING NO. GT26-210104	SIZE A4 REV. A

PROPRIETARY INFORMATION  
COMPANY CONFIDENTIAL

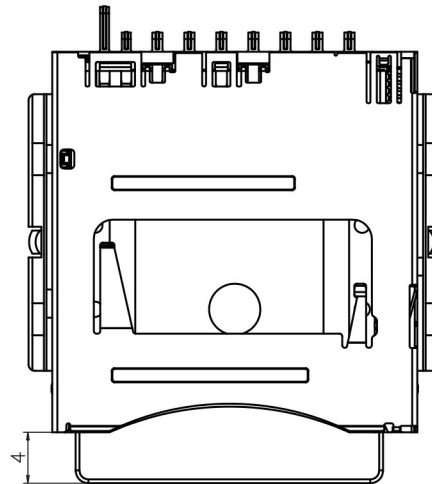
REV.	ECN. NO.	DESCRIPTION	ENG	DATE
A		INITIAL	Knight	01/17/15'



MATING



EJECT



PUSH

NOTE:

CIRCUIT DRAWING OF SWITCH CONTACT

SWITCH CONTACT C



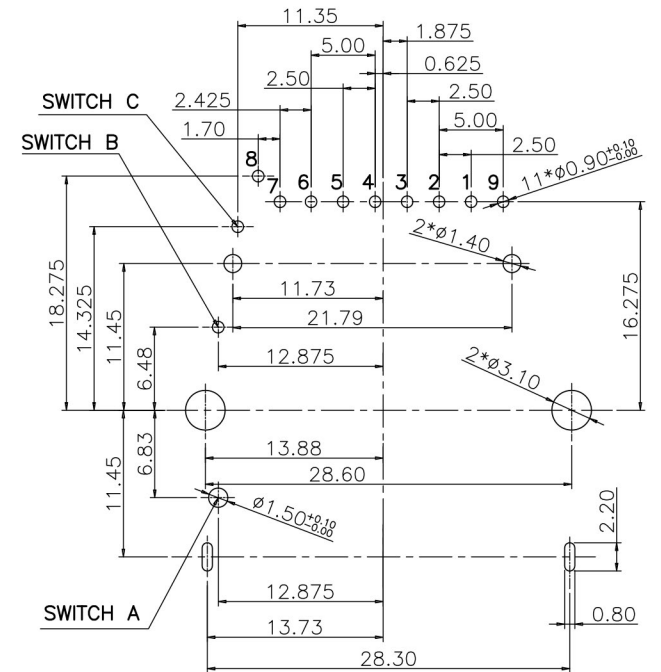
CARD INSERTING=ON  
CARD NON-INSERTING=OFF

SWITCH CONTACT B



CARD WRITE NON-LOCK=ON  
CARD WRITE LOCK=OFF

SWITCH CONTACT A



RECOMMENDED P.C.B LAYOUT COMPONENT SIDE  
P.C.B THICKNESS=1.60MM±0.05 TOLERANCE=±0.03

GENERAL TOLERANCE X±0.50 .X±0.38 .XX±0.25 .XXX±0.15	ANGLE TOLERANCE X°±5.0° .X°±3.0° .XX°±2.0° .XXX°±1.0°	DRAWN <i>knighe</i>	DATE 01/17/15'	
MATL SEE BOM	FINISH SEE NOTES	CHECKED	DATE	
SCALE N/A	UNIT mm	APPROVED <i>River</i>	DATE 01/17/15'	PART NUMBER SDCR-2U09-BK11R
SHEET 2 OF 2				DRAWING NO. GT26-210104
				SIZE A4 REV. A